

Sewing Stitches and Presser Feet

stmaryshelp@seolibraries.org

Saint Marys Community Public Library

Thread

Polyester - stronger, won't break down. Could cut through cotton fabric.

Cotton - won't cut through cotton fabric - use for quilting.

Combo All-purpose thread - this is cotton-wrapped polyester thread and is widely available for sewing. This is suitable for using with most fabrics and is cheap and easily obtainable. It is not, however, a good thread to use for embroidery projects.

Isacord - feel the difference.

Specialty threads many types

A decorative graphic on the left side of the slide, consisting of two overlapping green triangles pointing to the right. The top triangle is a lighter shade of green, and the bottom one is a darker shade, creating a layered effect.

Thread and Needles

Needle size

A general rule is to use a needle whose eye is 40% larger than the diameter of the thread. If you use a #75/11 or #80/12 size needle for 50 weight thread, you should use a needle with a larger eye when sewing with a heavier thread. We recommend a size #90/14 when sewing with a 40 wt. thread and a #100/16 needle when sewing with a 30 wt or 12 wt. thread. If you find your thread to be shredding or skipping stitches, try a new needle and go up one size.

Thread Guide

<http://www.joann.com/coats-clark-thread-guide/>

Spool holder

Vertical

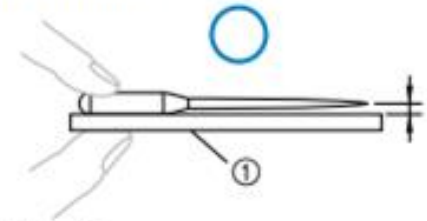
Horizontal

<https://so-sew-easy.com/vertical-horizontal-thread-holder/>

Bent Needles

- ① Flat side
- ② Needle type marking

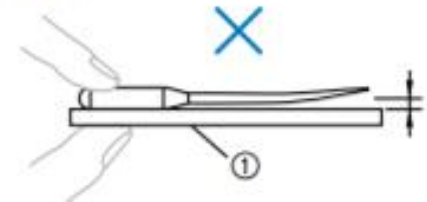
■ Correct needle



- ① Flat surface

■ Incorrect needle

If the distance between the needle and the flat surface is not even, the needle is bent. Do not use a bent needle.



Types of Stitches

<https://www.thespruce.com/sewing-machine-stitches-4023693>

Long Stitch Length



Shortened Stitch Length



Straight Stitch





Zigzag Stitch



Stretch Zigzag Stitch




Stitch Width Adjustment



Stitch Length Adjustment

Blind Hem Stitch

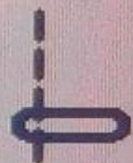


Stretch Blind Hem Stitch

Triple Stretch



1



2



3



4



5



6



7




8



9



10



11



12



13



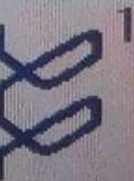
14



15



16



17

Manuals

http://www.singerco.com/uploads/download/1286_6202-6212.pdf

<http://babylock.com/ftp/whitepapers/BL137A2QuickReferenceGuide.pdf>

Infographic

<http://takelessons.com/blog/learn-basic-sewing-stitches-z13>

http://takelessons.com/blog/wp-content/uploads/2015/10/TAKE_LESSONS_INFOGRAPHIC_GUIDE_TO_BASIC_SEWING_FF.jpg

Types of Stitches

<https://crazylittleprojects.com/2014/09/understanding-sewing-machine-stitches.html>

Better than I can do :) Feet

<http://www.centraliowaasg.org/uploads/7/4/3/4/74341191/sewingmachinefeet.pdf>

Print for class

http://aces.nmsu.edu/pubs/_c/C202.pdf

<http://www2.ca.uky.edu/HES/fcs/FACTSHTS/CT-MMB-205.pdf>

Articles to help

<http://www.sewing.org/html/guidelines.html>

<https://www.allfreesewing.com/>

https://lookaside.fbsbx.com/file/Bend-the-Rules%20Sewing%20The%20%20Essential%20Guide%20to%20a%20Whole%20New%20Way%20to%20Sew.pdf?token=AWzTJdUq1f4ni0jZA6ha_nmfzInsFw9Wk9UuRtO2Sjd2GZ3mKE2EKHoQMwLitEIW23OyjKdbj_-9eewRLSINYrsyWsGHcB6GljKsMDsl30Unl2smdiHsLppqqb7EXFG20Zd0tv2f1QRG1BZNT-zUhck9